







Design Guidelines

ADDENDUM JANUARY 2021

Colors.....	2
Typography.....	3
Logo Usage.....	6
Configurations	6
Spacing	7
Do's & Don'ts.....	8

























Colors

Brand Colors

	GREEN c60 m0 y100 k8 r108 g179 b63 hex #6CB33F		PURPLE c55 m90 y0 k0 r137 g65 b153 hex #894199		ORANGE c0 m60 y100 k0 r245 g128 b37 hex #F58025		GRAY c75 m60 y50 r69 g85 b96 hex #455560
---	--	---	--	---	---	---	--

Gradient Colors

Use the Brand Colors defined above. Only use gradient colors if an expanded color palette is needed.

	GREEN 85% c51 m0 y85 k0 r137 g197 b97 hex #89C561		PURPLE 85% c46 m77 y0 k0 r149 g91 b153 hex #955CA2		ORANGE 85% c0 m51 y85 k0 r245 g146 b72 hex #F59248		GRAY 85% c64 m51 y43 r88 g96 b104 hex #586068
	GREEN 75% c45 m0 y75 k0 r151 g202 b115 hex #97CA73		PURPLE 75% c38 m64 y0 k0 r163 g115 b178 hex #A373AF		ORANGE 75% c0 m45 y75 k0 r247 g158 b91 hex #F79E5B		GRAY 75% c56 m45 y38 r104 g108 b11 hex #686C74
	GREEN 60% c36 m0 y60 k0 r171 g211 b141 hex #ABD38D		PURPLE 60% c30 m50 y0 k0 r178 g140 b192 hex #B18BBD		ORANGE 60% c0 m36 y60 k0 r249 g175 b119 hex #F9AF77		GRAY 60% c45 m36 y30 r127 g130 b13 hex #7F8289
	GREEN 45% c27 m0 y43 k0 r191 g221 b170 hex #BFDCAA		PURPLE 45% c22 m36 y0 k0 r195 g167 b207 hex #C3A7CE		ORANGE 45% c0 m28 y45 k0 r251 g192 b147 hex #FBC093		GRAY 45% c34 m27 y23 r151 g153 b155 hex #97999F
	GREEN 30% c17 m0 y27 k0 r213 g232 b200 hex #D5E8C8		PURPLE 30% c14 m23 y0 k0 r214 g197 b224 hex #D6C5DF		ORANGE 30% c0 m18 y30 k0 r253 g213 b180 hex #FDD5B4		GRAY 30% c23 m18 y15 r180 g181 b18 hex #B4B5BA
	GREEN 13% c7 m0 y11 k0 r235 g244 b230 hex #EBF4E6		PURPLE 13% c5 m10 y0 k0 r236 g228 b241 hex #ECE3F0		ORANGE 13% c0 m8 y11 k0 r254 g235 b222 hex #FEEBDE		GRAY 13% c10 m8 y8 k0 r226 g225 b22 hex #E2E1E1

Typography

Use Myriad Pro for Headlines and Emphasis

Myriad Pro is used in the logo, to format headlines, and to add emphasis within publications or other documents. Myriad Pro is also used on the letterhead (address, etc.) and other core stationery pieces.

Myriad Pro Regular

ABCDEFGHIJKLMNOPQRSTUVWXYZ
abcdefghijklmnopqrstuvwxyz
0123456789

Myriad Pro Italic

ABCDEFGHIJKLMNOPQRSTUVWXYZ
abcdefghijklmnopqrstuvwxyz
0123456789

Myriad Pro SemiBold

ABCDEFGHIJKLMNOPQRSTUVWXYZ
abcdefghijklmnopqrstuvwxyz
0123456789

Myriad Pro SemiBold Italic

ABCDEFGHIJKLMNOPQRSTUVWXYZ
abcdefghijklmnopqrstuvwxyz
0123456789

Myriad is considered a “humanist” sans-serif typeface. It was designed by Robert Slimbach and Carol Twombly in 2000, and is perhaps best-known for its usage as the corporate font for Apple, since 2002. Myriad Pro is the OpenType version of the font family.

Typography

Use Myriad Pro for Headlines and Emphasis (con't)

Myriad Pro Bold

ABCDEFGHIJKLMNOPQRSTUVWXYZ
abcdefghijklmnopqrstuvwxyz
0123456789

Myriad Pro Bold Italic

ABCDEFGHIJKLMNOPQRSTUVWXYZ
abcdefghijklmnopqrstuvwxyz
0123456789

Myriad Pro Black

ABCDEFGHIJKLMNOPQRSTUVWXYZ
abcdefghijklmnopqrstuvwxyz
0123456789

Myriad Pro Black Italic

ABCDEFGHIJKLMNOPQRSTUVWXYZ
abcdefghijklmnopqrstuvwxyz
0123456789

Typography

Palatino Linotype: Use for Text

The primary font that will be used as text is Palatino Linotype. It was selected because of its legibility, availability in a range of different styles (italic, bold, etc.). Palatino is a visually complementary to the headline font, Myriad Pro. Palatino is a serif font, and Myriad is a sans serif type. Avoid using Myriad in the body of letters and other documents.

Palatino Linotype Roman

ABCDEFGHIJKLMNOPQRSTUVWXYZ

abcdefghijklmnopqrstuvwxyz

0123456789

Palatino Linotype Italic

ABCDEFGHIJKLMNOPQRSTUVWXYZ

abcdefghijklmnopqrstuvwxyz

0123456789

Palatino Linotype Bold

ABCDEFGHIJKLMNOPQRSTUVWXYZ

abcdefghijklmnopqrstuvwxyz

0123456789

Palatino Linotype Bold Italic

ABCDEFGHIJKLMNOPQRSTUVWXYZ

abcdefghijklmnopqrstuvwxyz

0123456789










Palatino is the name of a serif typeface family designed by Hermann Zapf in 1948. It is the most universally admired and most used of his type designs. The font was named for the Renaissance master calligrapher, Giambattista Palatino. The design is based on the humanist fonts of that era -- mirroring the graceful calligraphy of a broad nib pen. Palatino is considered an easy-to-read and elegant typeface, making it a modern classic -- popular among contemporary professional graphic designers as well as amateurs.

Palatino Linotype is a part of the Palatino family of typefaces.

Logo Usage

Logo Configurations

Please request logo files by emailing communications@fresnohousing.org

	CENTERED The centered logo is commonly used for centered layouts commonly seen in invitations and certificates.	FLUSH LEFT The Flush Left logo lends itself to layouts that involve blocks of text. In these cases, it will look better and fit into the layout better than the centered version.	SMALL: LIMITED USE ONLY The small logo is a special-case version that is only to be used in specific cases where 1) the other logos are inappropriate, or 2) this is the only version that fits the layout appropriately.
GREEN	 <p><i>Preferred option</i></p>		
ORANGE			
PURPLE			
GRAYSCALE			
BLACK			
WHITE			

Logo Usage

Spacing

X-HEIGHT

The height of the capital "O" in HOUSING defines the x-height. The x-height is a relative unit of measurement that varies with size of the logo.



MINIMUM OPEN SPACE OR WHITE SPACE REQUIRED

There is a minimum of one x-height space of white space required all the way around the logo.

Note: The pink lines are to show the spacing. The pink lines should NOT be included when reproducing the logo.

Logo Usage

Do's & Don'ts

DON'T: Use the old logo	DO: Use the new logo
	
DON'T: Stretch the logo	DO: Size the logo proportionately
	
DON'T: Compress the logo	DO: Size the logo proportionately
	

Logo Usage

Do's & Don'ts (con't)

DON'T: Remove any elements	DO: Use the logo in its entirety
	
DON'T: Change the colors of the logo	DO: Use an approved logo option
	
DON'T: Put the logo on a busy background or a background that lacks contrast with the logo	DO: Use the "white" logo on dark or solid background that provides contrast
	